
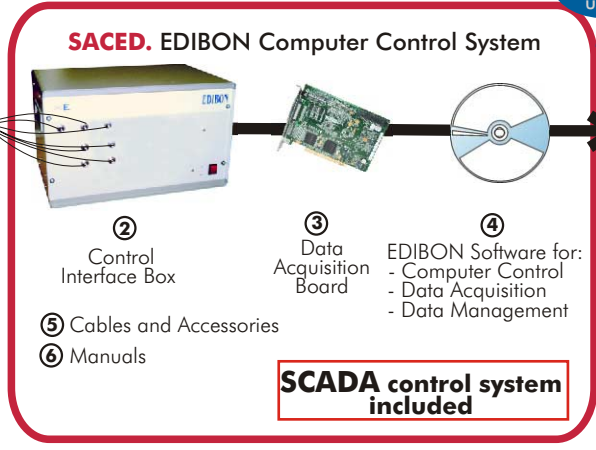


**EDSC**

**EDIBON PATENT**

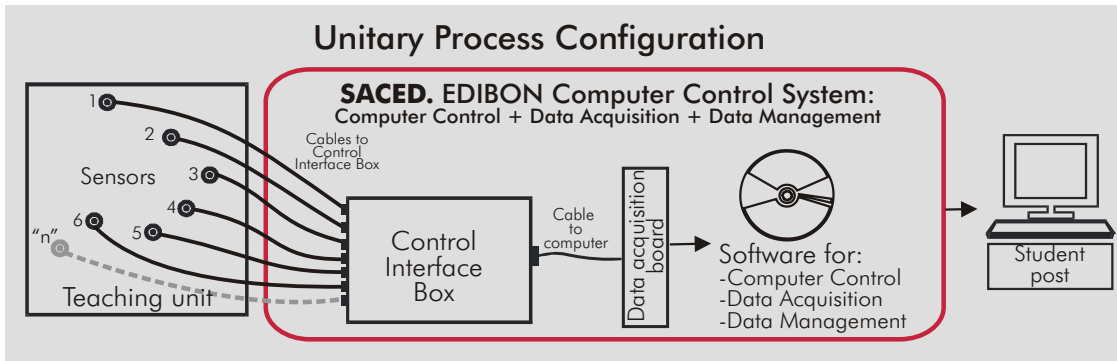


Always included in the supply:



① Unit: EDSC. Teaching Machine for Putting into a Container Solids


**OPEN CONTROL  
+  
MULTICONTROL  
+  
REAL TIME CONTROL**



**www.edibon.com**  
 ↳ Products  
 ↳ Products range  
 ↳ Units  
 ↳ 12.-Food & Water Technologies



ISO:9001-2000 Certificate of Approval. Reg. No. E204034



European Union Certificate



Certificates ISO 14001: 2004 and ECO-Management and Audit Scheme (environmental management)



Worlddidac Quality Charter Certificate Worlddidac Member

**Items supplied as standard**

**① EDSC. Unit:**

Main metallic elements in stainless steel.  
 Diagram in the front panel with similar distribution that the elements in the real unit.  
 Dose time programming.  
 With possibility of creating a small aspiration after each dose, to avoid leak ages.  
 Possibility of adjusting the doses directly on the front keyboard.  
 Possibility of working in continuous.  
 Possibility of working in automatic way with regulation of the time of stop among almost dose. Cadence settles down.  
 Possibility of working in manual, by means of switch of button.  
 Possibility of programming certain quantity of dose with systematic counts of the doses.  
 Dose accountant.  
 Capability of 10 memories to establish the parameters of the doses or memorization of the regulations of the doser for 10 products and different volumes.  
 Visualization of the dosage memories.  
 Possibility of dosing liquids, and mash products of different densities, auxiliary coupling and decoupling elements as the product needs (Yoghurt, butter, sauces patés, juices, etc.).

**② EDSC/CIB. Control Interface Box :**

Control interface box with process diagram in the front panel and with the same distribution that the different elements located in the unit, for an easy understanding by the student.  
 All sensors, with their respective signals, are properly manipulated for -10V. to +10V. computer output.  
 Sensors connectors in the interface have different pines numbers (from 2 to 16), to avoid connection errors.  
 Single cable between the control interface box and computer.  
**The unit control elements are permanently computer controlled**, without necessity of changes or connections during the whole process test procedure.  
**Simultaneously visualization in the computer of all parameters involved in the process.**  
**Calibration of all sensors involved in the process.**  
**Real time curves representation about system responses.**  
 Storage of all the process data and results in a file.  
 Graphic representation, in real time, of all the process/system responses.  
**All the actuators' values can be changed at any time from the keyboard** allowing the analysis about curves and responses of the whole process.  
 All the actuators and sensors values and their responses are placed in only one computer screen.  
**Shield and filtered signals to avoid external interferences.**  
**Real time PID control with flexibility of modifications from the computer keyboard of the PID parameters, at any moment during the process.**  
 Real time PID and on/off control for pumps, compressors, resistances, control valves, etc.  
**Real time PID control for parameters involved in the process simultaneously.**  
**Open control** allowing modifications, at any time and in a real time, of parameters involved in the process simultaneously.  
**Proportional control, integral control and derivative control, based on the real PID mathematical formula, by changing the values, at any time, of the three control constants (proportional, integral and derivative constants).**  
 Possibility of automatization of the actuators involved in the process.  
**Three safety levels, one mechanical in the unit, other electronic in control interface and the third one in the control software.**

**③ DAB. Data Acquisition Board:**

PCI Data acquisition board (National Instruments) to be placed in a computer slot. Bus PCI.

**Analog input:**

Number of **channels= 16** single-ended or 8 differential.  
**Resolution= 16 bits**, 1 in 65536.  
**Sampling rate up to: 250 KS/s (Kilo samples per second).**  
 Input range (V)= ±10V.  
 Data transfers=DMA, interrupts, programmed I/O. Number of DMA channels=6.

**Analog output:**

Number of **channels=2**.  
**Resolution= 16 bits**, 1 in 65536.  
 Maximum output rate up to: 833 KS/s.  
 Output range(V)= ±10V.  
 Data transfers=DMA, interrupts, programmed I/O.

**Digital Input/Output:**

Number of **channels=24 inputs/outputs**.  
 D0 or DI Sample Clock frequency: 0 to 1 MHz.

**Timing:**

**Counter/timers=2**.  
 Resolution: Counter/timers: 32 bits.

**④ EDSC/CCSOF. Computer Control + Data Acquisition + Data Management Software:**

Compatible with actual Windows operating systems. Graphic and intuitive simulation of the process in screen.  
**Compatible with the industry standards.**  
 Registration and visualization of all process variables in an automatic and simultaneously way.  
**Flexible, open and multicontrol software**, developed with actual windows graphic systems, acting simultaneously on all process parameters.  
 Analog and digital PID control. Menu for PID and set point selection required in the whole work range.  
**Management, processing, comparison and storage of data.**  
**Sampling velocity up to 250,000 data per second guaranteed.**  
**Student calibration system for all sensors involved in the process.**  
**It allows the registration of the alarms state and the graphic representation in real time.**  
 Comparative analysis of the obtained data, after to the process and modification of the conditions during the process.  
**Open software, allowing to the teacher to modify texts, instructions. Teacher's and student's passwords** to facilitate the teacher's control on the student, and allowing the access at different work levels.  
**This unit allows that the 30 students of the classroom can visualize simultaneously all results and manipulation of the unit, during the process, by using a projector.**

**⑤ Cables and Accessories.**

**⑥ Manuals:**

This unit is **supplied with 8 manuals**: Required Services, Assembly and Installation, Interface and Control Software, Starting-up, Safety, Maintenance, Calibration & Practices Manuals.

\* References 1 to 6: EDSC + EDSC/CIB + DAB + EDSC/CCSOF + Cables and Accessories + Manuals are included in the minimum supply, enabling a normal operation.

**Complementary items to the standard supply****PLC. Industrial Control using PLC (7 and 8):****⑦ PLC-PI. PLC Module:**

Circuit diagram in the front panel.

Front panel:

**Digital inputs(X) and Digital outputs (Y) block:**

**16 Digital inputs**, activated by switches and 16 LEDs for confirmation (red).

**14 Digital outputs** (through SCSI connector) with 14 LEDs for message (green).

**Analog inputs block:**

**16 Analog inputs** (-10V. to + 10V.)(through SCSI connector).

**Analog outputs block:**

**4 Analog outputs** (-10V. to + 10V.)(through SCSI connector).

**Touch screen:**

High visibility and multiple functions.

Display of a highly visible status.

Recipe function.

Bar graph function.

Flow display function.

Alarm list.

Multi language function.

True type fonts.

Back panel:

Power supply connector.

Fuse 2A.

RS-232 connector to PC.

Inside:

Power supply outputs: 24 Vdc, 12 Vdc, -12 Vdc, 12 Vdc variable.

**Panasonic PLC:**

**High-speed scan of 0.32  $\mu$ sec.** for a basic instruction.

**Program capacity of 32 Ksteps**, with a sufficient comment area.

Free input AC voltage(100 to 240 VAC).

DC input: 16 (24 VDC).

Relay output: 14 (250 VA AC/2 A).

**High-speed counter.**

**Multi-point PID control.**

**Digital inputs/outputs and analog inputs/outputs Panasonic modules.**

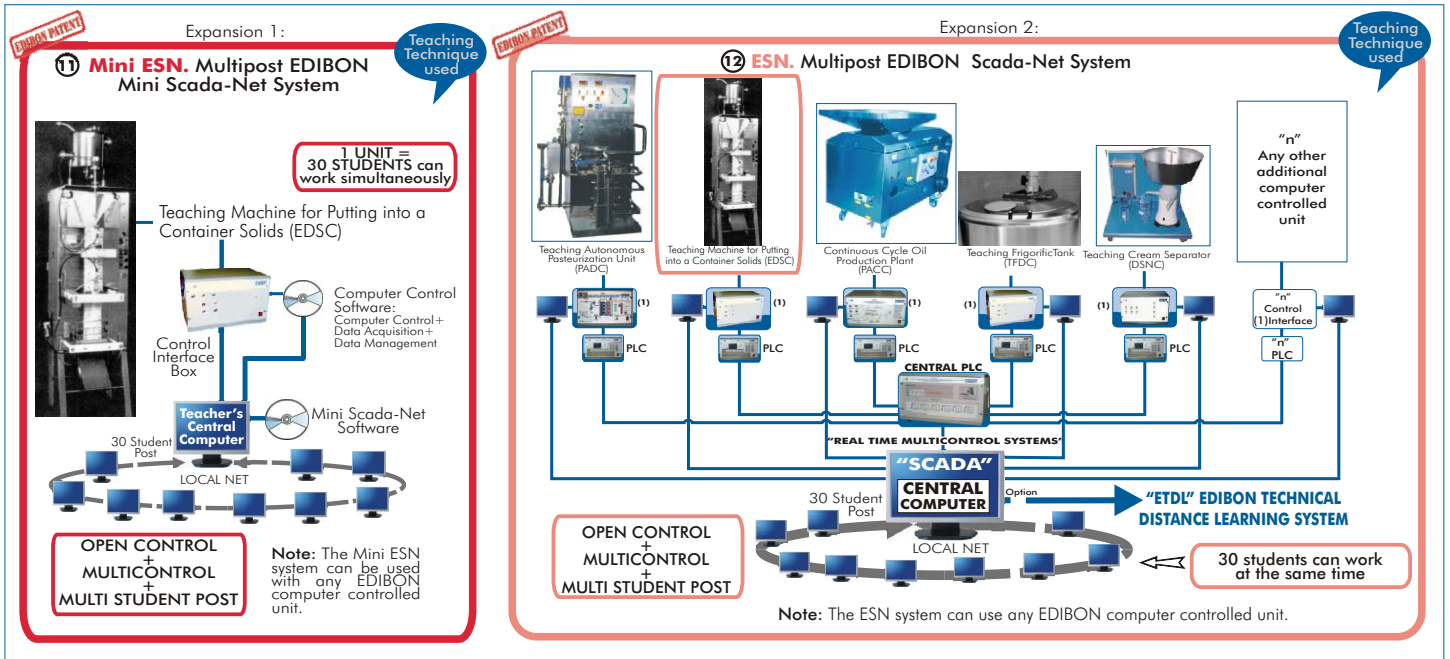
Communication RS232 wire, to computer (PC).

**⑧ EDSC/PLC-SOF. PLC Control Software:**

For this particular unit, always included with PLC supply.

**Items available on request****⑨ EDSC/CAL. Computer Aided Learning Software (Results Calculation and Analysis).****⑩ EDSC/FSS. Faults Simulation System.**

POSSIBILITIES OF OTHER AVAILABLE EXPANSIONS



ORDER INFORMATION

**Items supplied as standard**

Minimum configuration for normal operation includes:

- ① Unit: EDSC. Teaching Machine for Putting into a Container Solids.
- ② EDSC/CIB. Control Interface Box.
- ③ DAB. Data Acquisition Board.
- ④ EDSC/CCSOF. Computer Control + Data Acquisition + Data Management Software.
- ⑤ Cables and Accessories.
- ⑥ Manuals.

\* **IMPORTANT:** Under EDSC we always supply all the elements for immediate running as 1, 2, 3, 4, 5 and 6.

**Complementary items to the standard supply**

- PLC. Industrial Control using PLC (7 and 8):
  - ⑦ PCL-PI. PLC Module.
  - ⑧ EDSC/PLC-SOF. PLC Control Software.
  - ⑨ EDSC/CAL. Computer Aided Learning Software (Results Calculation and Analysis). (Available on request)
  - ⑩ EDSC/FSS. Faults Simulation System. (Available on request).
- Expansions
- ⑪ Mini ESN. Multipost EDIBON Mini Scada-Net System.
  - ⑫ ESN. Multipost EDIBON Scada-Net System.

\*Specifications subject to change without previous notice, due to the convenience of improvements of the product.

**EDIBON International, S.A.**

C/ San José 13, 28921 ALCORCON (Madrid) SPAIN.  
 Phone: 34-91-6199363 FAX: 34-91-6198647  
 E-mail: edibon@edibon.com WEB site: www.edibon.com

Issue: ED01/07  
 Date: November/2007

REPRESENTATIVE: