

## 7.2.- GENERAL MECHANICS

### 7.2.3.- MECHANISMS

#### Practical Possibilities

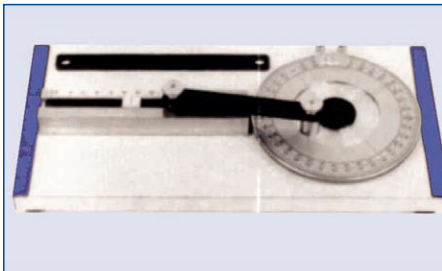
- To illustrate how a liquid can be used to transmit a force.
- This equipment also be used by the student to carry out simple experiments to investigate the relationships between the force on the plungers, the cross section area of the plungers and the fluid pressure in the system.
- The system consists essentially of three accurately machined-cylinders whose cross-section areas are in the ration 1,2 and 6.
- The three cylinders and the pressure gauge are connected in parallel and "on/off" taps are included in the circuit so that any of the cylinder units may be isolated from the system.

#### Dimensions and Weight

- Dimensions approx. : 68 x 38 x 28 cm.
- Weight approx. : 10 kg.

### MBD

#### Slider Crank Mechanism



#### Dimensions and Weight

- Dimensions approx.: 31 x 15 x 6 cm
- Weight approx.: 1.5 Kg

### MYE

#### Scotch Yoke Mechanism




#### Dimensions and Weight

- Dimensions approx.: 31x15x4.5cm.
- Weight approx. : 1.5 Kg.

### MBM1

#### Slotted Link Mechanism



#### Dimensions and Weight

- Dimensions approx. : 30x23x6cm.
- Weight approx. : 2 Kg.

### MBM2

#### Whitworth Quick Return Mechanism




#### Dimensions and Weight

- Dimensions approx. : 31x15x6cm.
- Weight approx. : 1.5 Kg.

### MCA

#### Chain Mechanism




#### Dimensions and Weight

- Dimensions approx. : 39x26x6 cm.
- Weight approx. :2 Kg.

### MME

#### Genova Stop Mechanism




#### Dimensions and Weight

- Dimensions approx. : 23x15x16cm.
- Weight approx. : 3 Kg.

### MAC

#### Coupling Mechanism



#### Dimensions and Weight

- Dimensions approx. : 23x15x16 cm.
- Weight approx. : 3 Kg.

### MUN

#### Kook's Joint Mechanism

